

HFA CONVEYOR information/dimension sheet

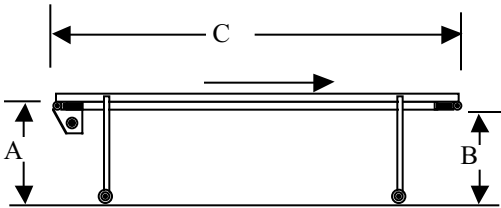
Phone : 815-943-1195

Fax : 815-943-4030

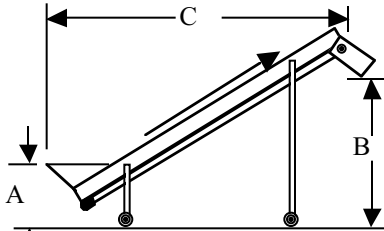
Email : john@hfaconveyors.com

Customer Information :

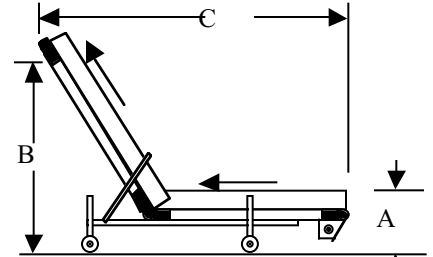
Name : _____ Ph : _____
 Company : _____ Fax : _____
 Address : _____ E-Mail : _____
 City / State / Zip : _____



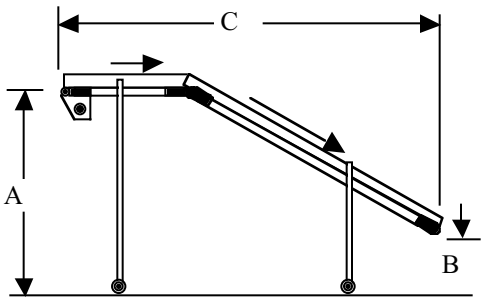
Model 2210



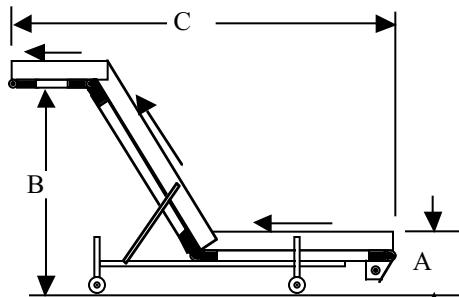
Model 2220



Model 2230




Model 2240

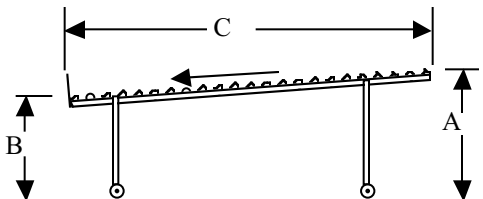


Model 2250

**Please fill out the elevator-hopper sheet for this model*



Model 2260



Model 2270 (gravity)



Model 2280 (powered)

Model (check one) : 2210 ___ 2220 ___ 2230 ___ 2240 ___ 2250 ___ 2260 ___ 2270 ___ 2280 ___

Quantity needed : _____ Infeed Height A (see above) : _____ Discharge Height B (see above) : _____

Overall Length C (see above) : _____ (Usable) Surface Width D (see above) : _____

****Options needed (check appropriate) :**

5-25 FPM (AC) Variable Speed Motor/Drive

Flared Infeed Rails (extra catch area for parts) _____ E-Stop Button _____ Indexing Control Package _____

Reversing Control Package (manual) _____ or (Auto.) _____ Robot/Safety Guarding _____ (dim.) _____

Other _____

*This form can also be found on our website: www.hfaconveyors.com