



HARVARD FACTORY AUTOMATION, INC.

A New Generation of Quality

**2 Year Warranty
No Assembly
Required**



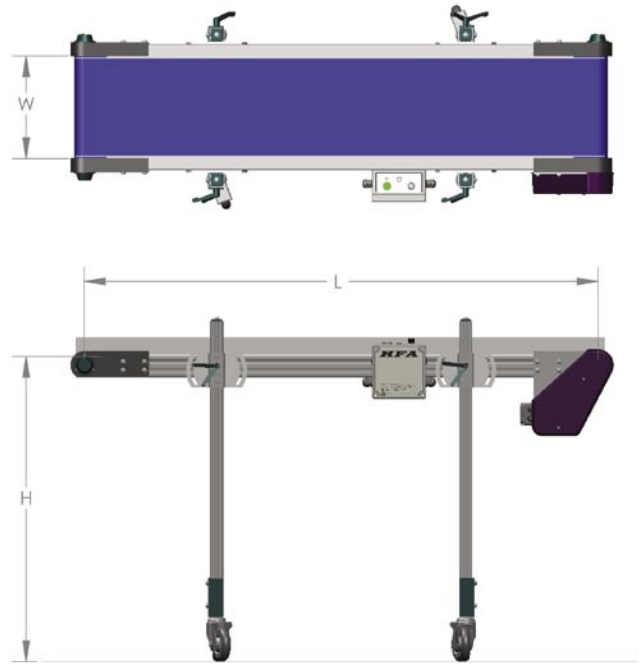
**NEW
EXPANDED
CATALOG**

- **Constructed of Highest Quality Anodized Extruded Aluminum**
- **High-Tech, Innovative Design, Versatile and User Friendly**
- **Rugged and Low-Profile** • **Energy Saving Features**

**CONVEYORS
BOX FILL SYSTEMS**

SERIES 2210

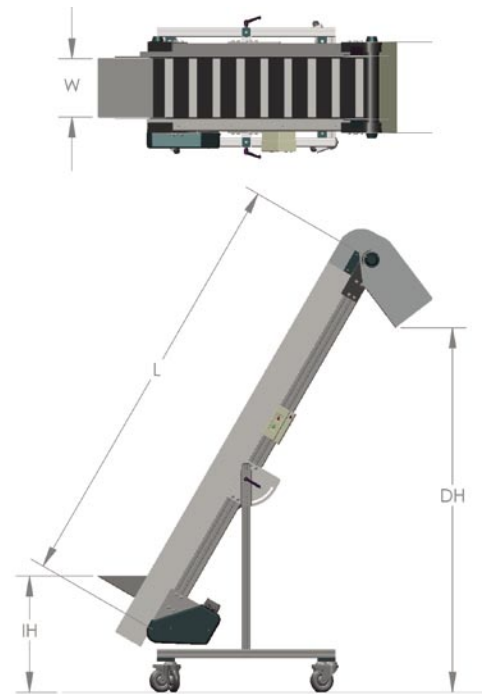
HORIZONTAL



± 0-30° Angle Adjustment

SERIES 2220

INCLINE



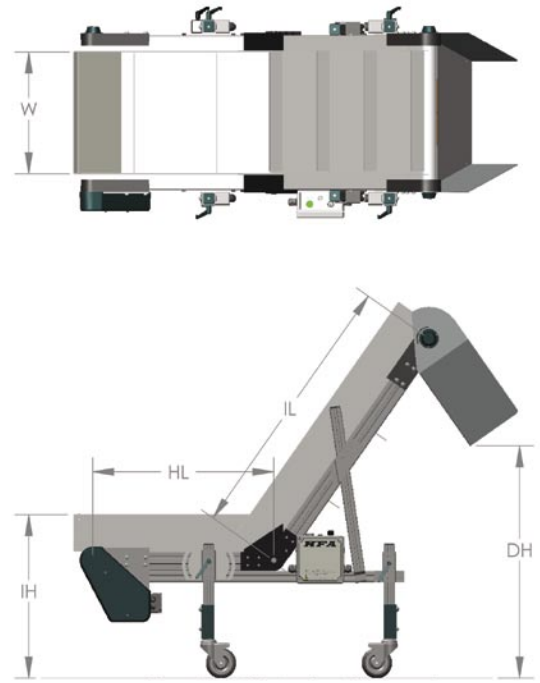
0-60° Angle Adjustment

FEATURES (Models 2210 - 2240):

- Highest quality anodized extruded aluminum frame construction; "power miser" design with minimal energy requirements.
- 2-Ply, polyurethane, FDA approved belt with endless splice (Available Belt Colors: White, Blue, Gray, Black, or Green).
- Fully recessed belt edges, both top and bottom of conveyor frame; Maximum gap between belt and side rails is less than 0.032". (Belt edges are surrounded in wear resistant plastic, which protects belt and helps eliminate contamination.)
- Standard "SOFT-DROP ZONE" to cushion product fall and resist bouncing (slider-bed also available).
- Anodized cast aluminum belt take-up and bearing housing securely holds 2 1/4" Dia. trapezoidal crown pulley with 3/4" steel shaft.
- U.S. Manufactured premium quality 3/4" sealed, self aligning bearings.
- Modular design allows for motor to be repositioned on any corner.
- "CLEANROOM" COMPATIBLE—**NO PAINTED COMPONENTS.**

SERIES 2230

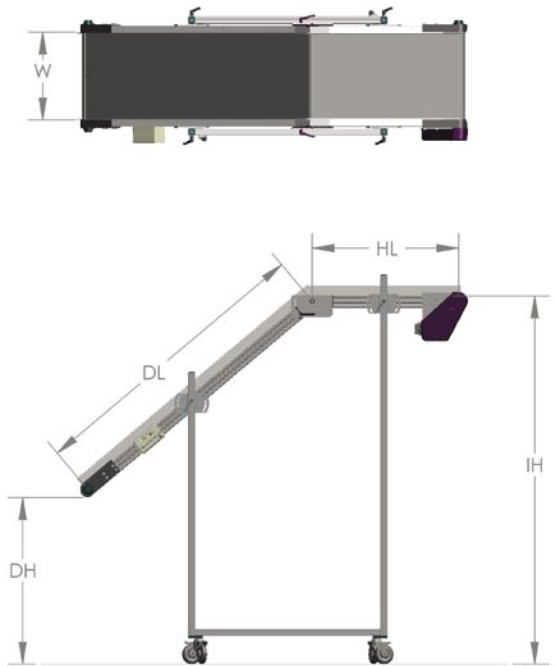
HORIZONTAL TO INCLINE



0° or 40°-60° Angle Adjustment

SERIES 2240

HORIZONTAL TO DECLINE

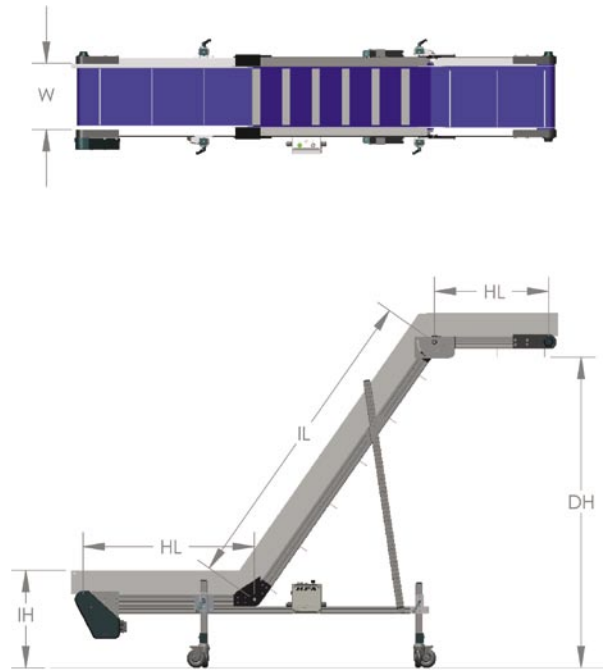


0-50° Angle Adjustment

- Manual motor starter with overload protection and OSHA lockout.
- 115V/60Hz/1PH Motor.
- “Power miser” design—minimal energy requirements.
- Anodized extruded aluminum legs (allow quick and infinite leg adjustments in height and location along entire length of frame—**NO TOOLS REQUIRED**).
- Totally enclosed drive and pulley system for operator safety—**NO EXPOSED ROTATING PARTS**.
- 2" Tall anodized extruded aluminum side rails (5" Tall on all inclines).
- 4" Dia. Polyurethane, heavy duty, two-way toe locking, non-marking casters or adjustable height pads.
- Delivered completely assembled, no assembly required.

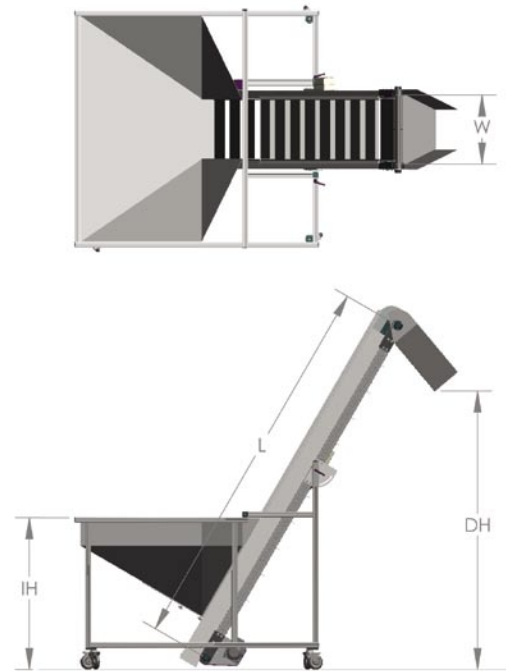
HFA EQUIPMENT IS MANUFACTURED TO RUN 24 HRS/DAY, 7 DAYS/WEEK.
2 YEAR LIMITED WARRANTY.

SERIES 2250 "Z" CONVEYOR



0° or 40°-60° Angle Adjustment

SERIES 2260 ELEVATOR CONVEYOR




Fixed Angle Up to 60 Degrees

FEATURES (Models 2250 - 2260):

- Includes the same features listed for models 2210-2240.
- Power miser design—minimal energy requirements.
- 2250 conveyor is ideal to convey runners to grinders or parts to box filling applications or inspection tables.
- 2260 conveyor is ideal to convey parts to automated assembly machine hoppers or feeder bowls.
- **Conveyor Options** include any sized polished #304 stainless steel hoppers, motor starter controls with choice of photo eye sensors or paddle sensors, stainless steel discharge trays, Lexan covers with cooling units, and quick dump trap door.

SERIES 2270

GRAVITY ROLLER

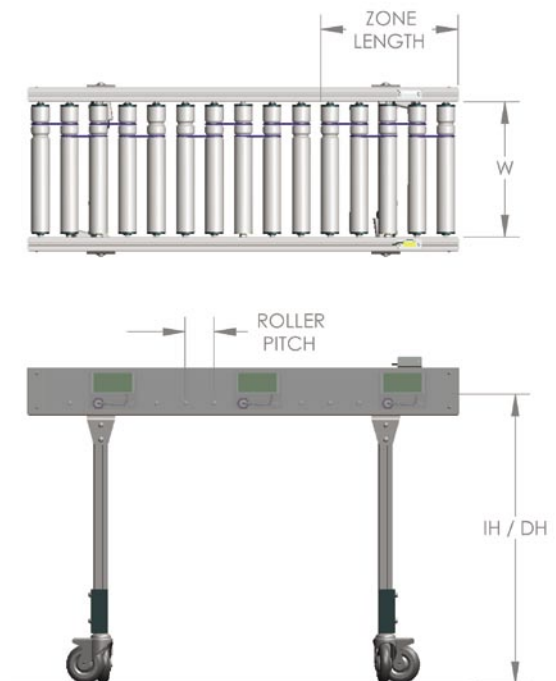


0-30° Angle Adjustment

SERIES 2280

POWERED ROLLER

Energy efficient design with power rollers.



FEATURES (Models 2270 - 2280):

- 2270 utilizes 1.9" Dia. PVC rollers with precision steel ball bearings assembled on 1.5" or 3" centers.
- Available in various widths or lengths, and at any elevation.
- Gravity roller angles adjustable from ± 0 to 30 degrees.
- 2280 is a brushless DC powered roller conveyor with slaved roller zones, variable roller center distance, and variable zone length to accommodate various size boxes. Conveyor available with or without zero pressure accumulation.

AUTO Q2 OVER/UNDER BOX FILL



FEATURES

- Efficient floor space utilization.
- Ergonomically friendly design.
- Multi-level units available.
- Electric lift assembly incorporated—compressed air not required.

Power rollers minimize energy requirements.

INLINE INLINE BOX FILL

Shown with optional Lexan cover.



Power rollers minimize energy requirements.

FEATURES (All Box Filling Systems)

- Custom made to accommodate customers size and quantity of either boxes, totes or bags.
- Manufactured to fill boxes automatically by cycle count, weight, or weigh count.
- Entire system operates on 110VAC (no compressed air required).
- User friendly controls with digital display of Job Name, Preset Weight, and Current Weight.
- Systems can display weight in grams or lbs. Database allows for storage of multiple jobs.
- Audible and visual alarms to signal system "Full" and/or "Empty".
- Weigh systems include "Trickle Feed" to allow accurate filling of containers.
- Highest quality anodized extruded aluminum frame construction.
- 4" diameter polyurethane casters or adjustable height pads—heavy-duty non-marking material with toe locking and two-way adjustment.
- Clean room compatible—no painted components.
- Delivered completely assembled—no assembly required.

HFA EQUIPMENT IS MANUFACTURED TO RUN 24 HRS/DAY, 7 DAYS/WEEK.

PARALLEL

PARALLEL BOX-FILL SYSTEM

FEATURES

- Powered roller transfer zone mounted to pneumatic shuttle for problem-free box/tote transfer.
- “Power miser” design—minimal energy requirements.



TRIANGLE

90° BOX-FILL SYSTEM

FEATURES

- Powered roller transfer zone mounted to pneumatic shuttle for problem-free box/tote transfer.



Power rollers minimize energy requirements.

ROTARY

ROTARY BAG/BOX-FILL SYSTEM

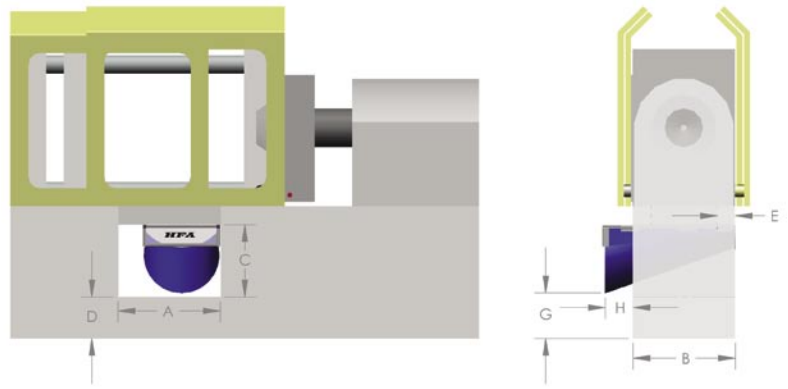
FEATURES

- Fills boxes automatically by cycle count.
- Welded steel frame construction.
- “Power miser” design—minimal energy requirements.



U-SLIDE

UNDER-PRESS PRODUCT CHUTE



Designed to direct parts out from under the mold area to the aisle. Choice of Blue or White tray color.

INCLUDES: UHMW slide (chute); durable anodized aluminum frame construction; clear Lexan front; easy-sliding track (to move chute in and out from under the mold area); and necessary mounting hardware.

SCALE

PORTABLE WEIGH SCALE



FEATURES

- Aluminum frame construction.
- Stainless steel wash-down enclosure.
- Can count parts and/or weigh in units of Grams, Kilograms, or Pounds.
- Keypad for entering job data: Job number or name up to 16 alphanumeric characters; avg. piece-weight; full-box quantity; full box weight.
- Set the tare value one time per job or automatically tare each individual box.
- Highly visible 4-line x 20 character vacuum fluorescent display. Displays job name, current quantity, under-accept-over, or number of completed boxes.
- Job database will store thousands of jobs making this the most powerful, user friendly and versatile portable scale on the market.

ROTARY

ROTARY WORK TABLE



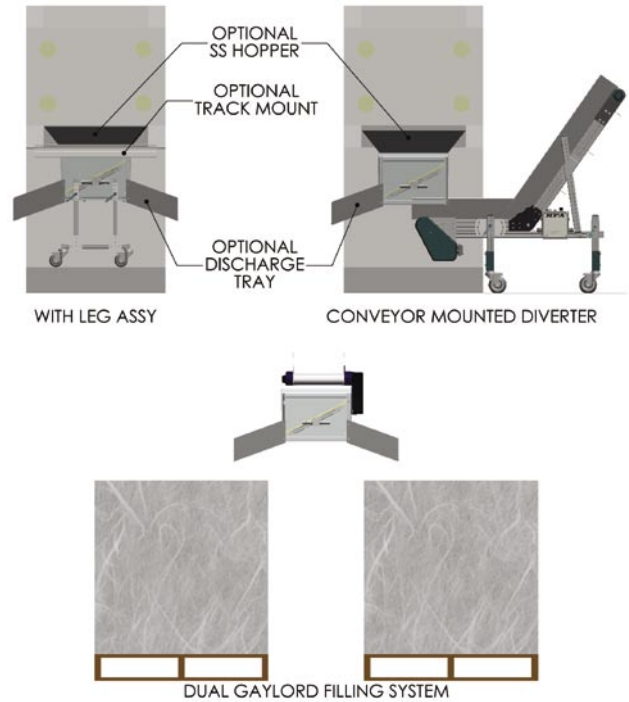
FEATURES

- Aluminum frame construction.
- Variable speed control.
- Drive wheel with slip clutch and adjustable tensioning.
- Fully enclosed under-carriage.
- One inch rail along entire perimeter.
- Locking casters.
- E-stop button.
- UHMW work surface—others available upon request.
- “Power miser” design—minimal energy requirements.

DIVERTERS

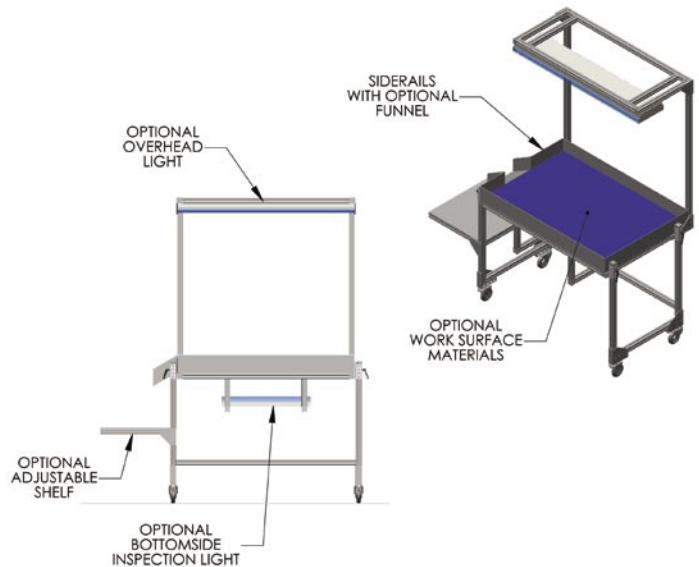
PART DIVERTERS

Flared infeed hopper also available.



TABLES

INSPECTION TABLES



FEATURES (Diverters - Inspection Tables):

- Diverters are used to automatically “divert” reject shots, QC samples, and for filling two containers.
- They can be mounted to under press conveyors, incline conveyors or positioned beneath the mold.
- Standard features include stainless steel, UHMW and anodized aluminum construction with adjustable legs, pneumatic rotary actuator, 24 VDC or 110VAC solenoid with filter/regulator.
- Inspection Tables are manufactured to your dimensions and requirements.
- Various options include but not limited to: Stainless steel and laminated work surfaces, inspection lights, scales, HEPA filtered blowers, static elimination, shelves, and cooling units.

HELIUM

ELECTRIC VERTICAL LIFT



FEATURES

- Highest quality anodized extruded aluminum frame construction.
- Complete control package set in a NEMA 12-13 Hoffman enclosure.
- 110 V – 24 V – or dry contact signal.
- Aluminum platform with UHMW or Teflon insert.
- Choice of toe-locking casters and/or adjustable height pads.
- Infinitely adjustable in-feed, discharge height and tilt angle.
- "Power miser" design—compressed air not required.

GUARDING

PORTABLE & STATIONARY ROBOT GUARDS



FEATURES

- Robot/conveyor guarding built to customer specifications.
- Optional doors with safety interlock switch.
- Stand-alone units and/or mounted to conveyor.
- Portable and/or permanent.



CLEANROOMS

PORTABLE CLEANROOM ENCLOSURES



- Used with conveyors and/or work tables.
- Custom footprint and height.
- Stand alone or press wrap around.
- Hard wall or soft wall.
- Highest quality anodized extruded aluminum frame construction.
- Anti-static clear vinyl strip-curtains.
- HEPA filters, fluorescent lights and ABS filler squares make up the ceiling.
- Classification from 100 to 100,000.
- Portable or stationary.
- Choice of toe-locking casters and/or adjustable height pads.

COOLING

AMBIENT-AIR or WATER-CHILLED



OTHER PART CONDITIONING UNITS:

- Portable Air Conditioning Units
- Heating Units
- Static Elimination Units
- HEPA Filtered Blowers

2230 unit shown with following accessories:

- Water-chilled cooling unit.
- Lexan cover.
- Flared side rail.
- Tapered discharge tray.
- Right angle motor.
- Outrigger casters.
- AC variable frequency drive (ACVFD).

AS36

AUGER SEPARATOR



PIN TYPE

PIN BELT SEPARATOR



Can be ordered with textured belt.

PRSO3

MULTI-ROLLER SEPARATOR



BTB

BAR TYPE SEPARATOR



Founded in 1995, **HARVARD FACTORY AUTOMATION, INC.** is committed to providing unbeatable service, innovative engineering support, and prompt delivery of superior products to the plastics industry. Our staff has over 50 years of manufacturing and engineering experience. Our new state-of-the-art design and manufacturing facility in Harvard, Illinois is well equipped and flexible enough to guarantee on-time delivery of our standard and custom products.

*For your next investment in automation, remember **HFA**.*

Visit our website for additional product information, online photo gallery, or tech support:

www.hfaconveyors.com

Downloadable quote specification forms available online.



Partners in Plastics, Inc.

495 Comanche Circle
Harvard, IL 60033
815.943.1195
815.943.4030 FAX
email: john@hfaconveyors.com



HARVARD FACTORY AUTOMATION, INC.

490 Comanche Circle
Harvard, IL 60033
815.943.1193
815.943.1194 FAX

A New Generation of Quality